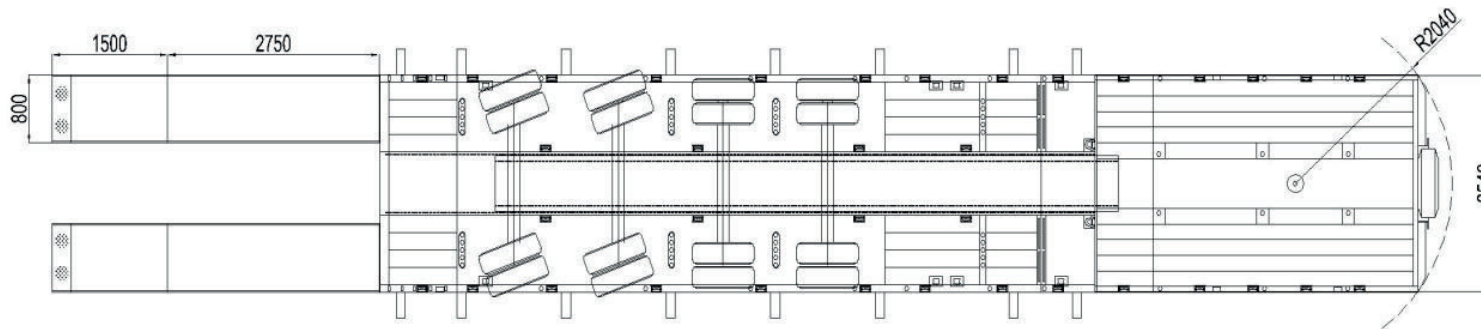
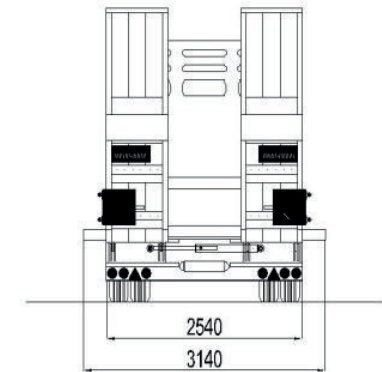
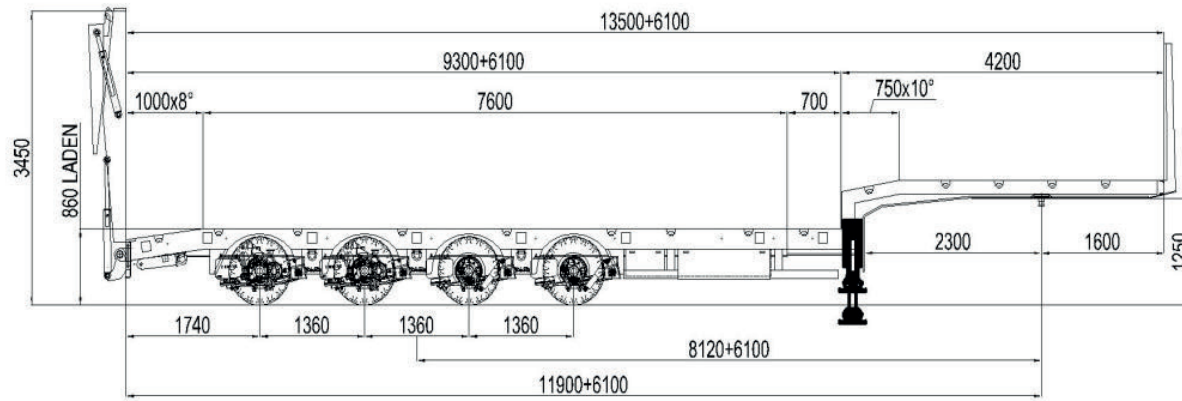




**Kel-Berg 4 Axle Step
Frame Machine Carrier**

**Model: KB72S
Single Extension**

Technical Drawing:



Trailer Specifications

Ver. 2 | Issued
04/21

Model: KB72S
Single Extension

Technical Data:

Weights

Total Axle Load	48 Ton 12 Ton per axle
GVW	58 Ton
5th Wheel Load	24 Ton
Tare Weight	14 Ton
Payload Approximation	58 Ton (not including tractor)

Dimensions

Loading Platform Length	9300 mm
Extendable	6100 mm (250, 1000, 2000, 2250, 3065, 4000, 4500, 5000, 6100)
Stepdeck Length	4200 mm
Rear Stepdeck Swing	2300 mm
Front Radius	R 2040
Fifth Wheel Height	1250 mm
Loading Platform Height	860 mm (Laden)
Air Suspension	-50 / +140 mm
Axle Spread	1360 mm
Wheel Base	8120 + 6100
Width	2540 mm (+300 mm +300 mm out riggers)

Photos:



Stepdeck:

- Fixed stepdeck
- Suitable Trucks: 6x4 , 6x2 , 4x2 (depending on 5th wheel height)
- Stepdeck floor covered with hard wood timber.
- 3 pairs lateral stability sockets (62 mm x 150 mm) centre of stepdeck.
- 2 pairs lateral stability sockets (62 mm x 150 mm) side of stepdeck.
- 3 removable, aluminium neck boards.
- Headboard height 1000 mm, hot dipped galvanised, detachable.
- 4 pairs of 16 ton pull out galvanised lashing points on sides of stepdeck.
- 1 pair of 16 ton pull out galvanised lashing points on sides of beaver.

Axle, Suspension & Steering

- BPW original suspension for 12 Ton axle load.
- Air suspension with lowering valve.
- 4 pcs BPW axles, each technical capacity 12 Ton (12010 EC-P).
- Self-steering on axle 3 & 4.
- After 40km/h speed, automatic self steering system by ISS EBS.
- ISS EBS - Self Steering automatically locks after 35 km/h, also when out in reverse.
- Manual locking button for self steering located inside of small control box N/S

Braking System

- WABCO Two line electro pneumatic EBS braking system following EC regulations.
- RSS roll stability support system by WABCO.
- 4 sensors 3 modulator EBS-E braking system WABCO.

Tyres & Rims

- 235 / 75 R 17.5 CONTINENTAL
- 6.75 / 17.5 steel rims silver grey

Photos:



Trailer Specifications

Ver. 2 | Issued
04/21

Model: KB72S
Single Extension


Loading Platforms

- Chassis is a single line design, manufactured with high tensile steel.
- Single extendable platform length 9300 mm + 6100 mm.
- Pneumatic easy extension system active automatically with chassis locking system - Easy Extension (EE).
- Pneumatic extension locking system.
- The air supply lines are laid in the centre beam and adapt automatically to the loading length.
- Beavertail floor covered in hard wood timber (60 mm)
- Side of beavertail covered with grip bars.
- Axle area floor covered with chequer steel plate.
- Floor front area covered with hard wood timber (40 mm)

Lashing Points

- 4 pairs of rings located behind gooseneck.
- 3 pairs of D shackles below side rave.
- 11 pairs of hot dipped galvanised outriggers. Two steps: 220 mm & 300 mm.
- 4 pairs of container locking holes.
- 14 pairs of 16 ton pull out side rave shackle rungs.
- 6 pairs of 16 ton pull out centre bed shackle rungs.
- 9 pairs of 62 mm holes down each side rave.
- 4 sets of 5 62 mm holes place 280 mm from side rave.
- 3 pairs of 62 mm holes on top deck.

Photos:



Trailer Specifications

Ver. 2 | Issued
04/21

Model: KB72S
Single Extension

Lighting (all LED)

- ASPOCK ASS3 24 volt following EU & EC regulations.
- Side, front position lamps flatpoint II LED
- 3 chamber lamp LED x 4
- Fog Lamp x 1
- Reverse lamp LED x 1
- Triangle reflector x 2
- Beacon lamp
- Extendible overload marker boards equipped with ASPOCK LED lamp connection 3 pole socket / plug x 4
- Flashing lights on extendible overload markers ASPOCK LED.
- 2x7 + 1x15 S/N socket.
- Signal function on side lamps according new regulation.
- Pull out marker boards on back of ramps.
- 1 x nato plug on socket panel.

Finishing:

- Manual Blasting & refinement of the material surface with mineral blasting.
- Bumper painted white the rest with selected RAL code. (RAL 3020)

Steel Construction:

- Steel construction of high tensile steel.
- Steel Grade: S355J2+N, S355 MC yield strength 390 MPa.
- Welding Process: MAG

Photos:



Trailer Specifications

Ver. 2 | Issued
04/21

Model: KB72S
Single Extension

Loading Gears & Ramps

- 50 Ton static, 24 Tons dynamic capacity mechanical landing gears JOST.
- Hydraulic operated double loading rams: L: 2750 + 1400 mm W: 800 mm
- Short part of ramps opening automatically by hydraulic cylinder.
- Hydraulic shift with single cylinder.
- Ramps covered with hard wood.
- Ramps fixing securing by ICE lashing.
- Two mechanical, hot dipped galvanised drop down support legs at rear.

Extra Options

- Spare wheel with holder on head wall x 1
- Wheel chocks with holder on head wall x 2
- 2" King Pin JOST - Twin Position
- Lockable stainless steel tool box under chassis x 1
- Hot dipped galvanised chock box under chassis x 1
- Aluminium air tanks.
- TAKLER side under run protection

Extra Cost Options

- Alloy hop up ramps for the top deck.
- Out rigger boards.
- Tool Box.
- Open galvanised tray fitted to O/S

Photos:

